

## Distinctive Orlando Golf

*...With a European Flair*

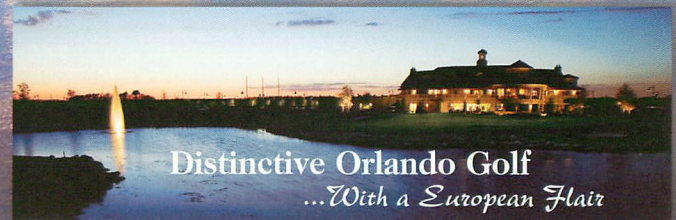

The golf course was designed by world renowned golf architect Ron Garl and European designer, Howard Swan. The course has five par 5's, five sets of tees and over 90 bunkers that are reminiscent of those found in Scotland and England. In addition, the course is an Audubon International Silver Signature course and is the first course in Florida with Mini-Verde greens, providing outstanding playing conditions.

- In order to maintain pace of play, please keep up with the group in front of you.
- USGA rules govern all etiquette and play except where local rules apply.
- Keep carts 30 yards from all greens.
- Lateral water hazards are defined by red stakes or lines.
- Out of Bounds are defined by white stakes or lines.
- Fence lines on holes 1, 2, 3, 4, 7, 10, 12, 17, 18 define out of bounds.
- Inside edge of street curbs on holes 4, 5, 6, 9, 16 define out of bounds.
- Inside edge of cart path around the back of hole 18 green defines out of bounds.
- Landscape beds are part of the course through the green.
- All yardages marked on the course are measured to the center of the green.

*Thank you for playing Eagle Creek Golf Club!*

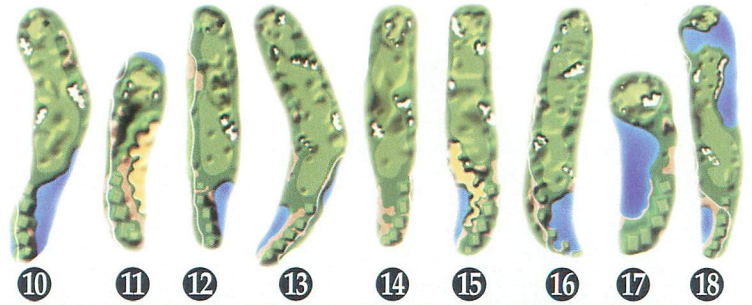


10350 Emerson Lake Blvd.  
Orlando, Florida 32832  
Phone: 407-273-4653  
Toll Free: 866-324-5342  
Fax: 407-243-4922



Distinctive Orlando Golf

*...With a European Flair*



Hole	Rating/Slope	1	2	3	4	5	6	7	8	9	Out
<b>Black</b>	<b>74.2/130</b>	<b>371</b>	<b>346</b>	<b>401</b>	<b>573</b>	<b>195</b>	<b>447</b>	<b>427</b>	<b>206</b>	<b>524</b>	<b>3490</b>
White	72.5/128	360	329	375	551	190	422	406	186	501	3320
Yellow	70.4/122 M 75.7/143 L	326	312	339	522	183	396	377	172	478	3105
Blue	68.3/115 M 73.5/141 L	301	300	297	487	167	370	347	151	449	2869
Men's Handicap		15	17	13	3	11	1	5	9	7	
Par		4	4	4	5	3	4	4	3	5	36
Ladies' Handicap		15	13	11	1	7	5	9	17	3	
<b>Red</b>	<b>69.4/124</b>	<b>278</b>	<b>263</b>	<b>259</b>	<b>437</b>	<b>149</b>	<b>328</b>	<b>309</b>	<b>124</b>	<b>406</b>	<b>2553</b>

P l a y e r	10	11	12	13	14	15	16	17	18	In	Tot	Hcp	Net
		412	217	435	541	389	423	561	195	535	3708	7198	
	392	207	405	513	380	408	536	181	515	3537	6857		
	362	184	377	484	357	383	508	164	483	3302	6407		
	333	164	347	455	335	355	468	148	455	3060	5929		
	14	12	4	10	16	2	6	18	8				
	4	3	4	5	4	4	5	3	5	37	73		
	12	14	10	4	16	8	6	18	2				
	304	141	321	422	297	320	428	126	412	2771	5324		

Marker \_\_\_\_\_

Attest \_\_\_\_\_ Date \_\_\_\_\_